

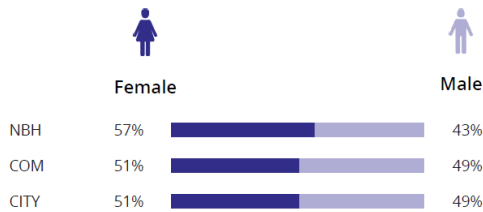
213-1750 Marsala Crescent

DEMOGRAPHIC INFO

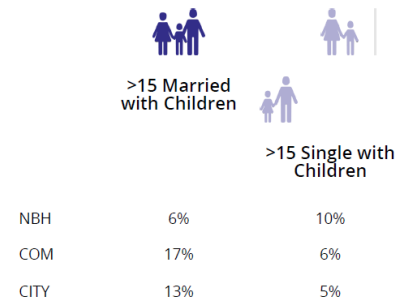
Population

Total Population NBH **743** COM **65,376** CITY **1,069,201**

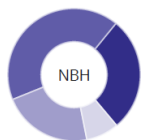
Gender



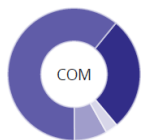
Family Status



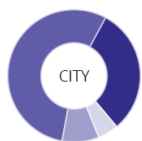
Marital Status



Single 28%
Married 42%
Separated / Divorced 22%
Other 8%

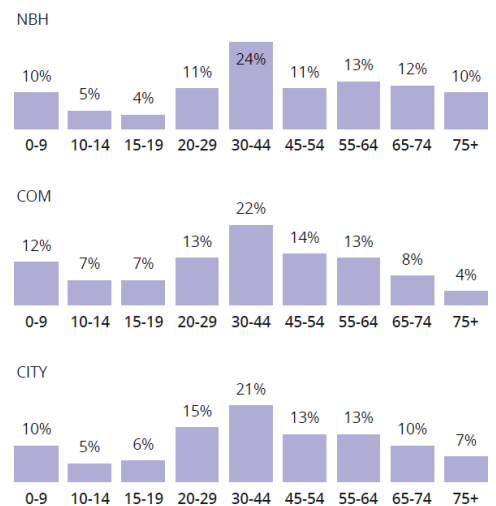


Single 28%
Married 61%
Separated / Divorced 8%
Other 3%



Single 31%
Married 55%
Separated / Divorced 9%
Other 5%

Age Distribution





SERGE PAPINEAU
REAL ESTATE

213-1750 Marsala Crescent



DEMOGRAPHIC INFO

Households

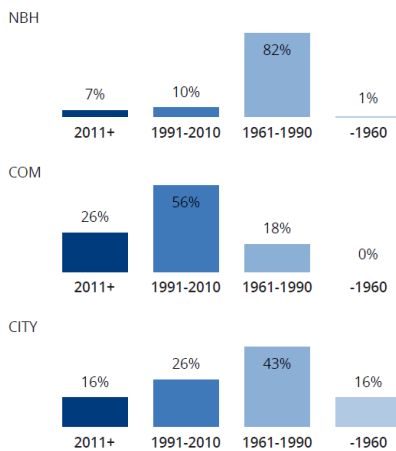
Structure Details

	 Total # of Occupied Private Dwellings	 Dominant Year Built
NBH	388	1981-1990
COM	22,039	2006-2010
CITY	419,483	1961-1980

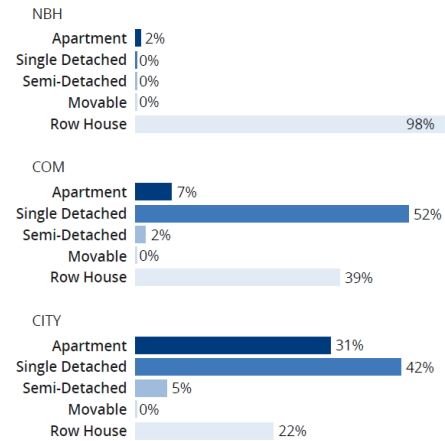
Ownership

	 Owned	 Rented
NBH	72%	28%
COM	89%	11%
CITY	66%	34%

Age of Home (Years)



Structural Type



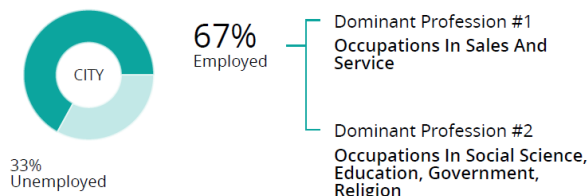
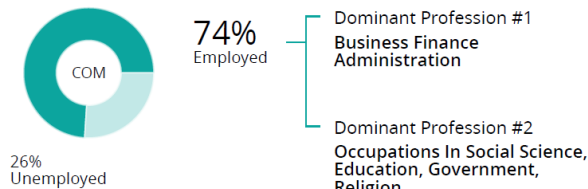
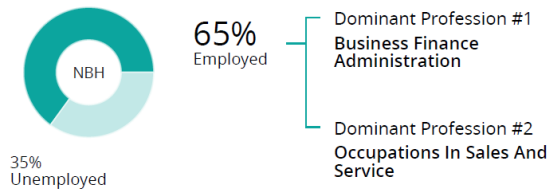
213-1750 Marsala Crescent

DEMOGRAPHIC INFO

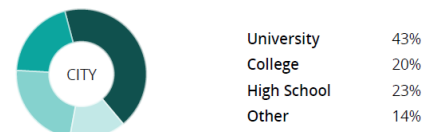
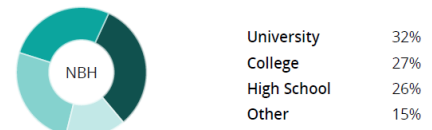
Socio-Economic

Avg. Household Income NBH **\$88,057** COM **\$151,282** CITY **\$130,089**

Employment



Highest Level of Education




SERGE PAPINEAU
REAL ESTATE

213-1750 Marsala Crescent

DEMOGRAPHIC INFO

Cultural

Dominant Language



Immigration Status

